

# Welcome Back!

Briefing Slides for Release of N-Level Results




**19 December 2022, Friday**  
**Mr Ng Ding Zhong, AYH (Sec 4&5)**

# Dear students,

As we gather here today, let us all celebrate our efforts!

*Finally, we are going to get our results!*



# Think about your opportunities

*Are we all going to  
be okay?*



Remember that **everyone's learning journey is different**  
but **we can each have a fulfilling outcome!**

# No matter the circumstances, there is always a way forward.

## Stop

- Calm yourself down. Take a few deep breaths.

## Think

- Think through the different options that are available for you. Keep things in perspective.
- Remember that the N-Level is one part of your life journey and not the destination.

## Do

- Approach a trusted adult and seek his/her help. Have a conversation with this person about what would be best for you.
- Make a decision and take action based on your options.

When you receive your results, you may experience a range of emotions.

Managing these emotions well will allow you to stay calm and make rational decisions.

**Keep a lookout for some of these signs in your peers or yourself.**

*How can we support one another?*



**D  
I  
S  
T  
R  
E  
S  
S**

Deliberately avoiding others

Increased irritability, restlessness, agitation, stress and anxiety

Sending or posting moody messages on social media

Talking about death or dying

Reacting differently or gradually losing interest in things they used to like

Eating more than usual or having a much reduced appetite

Sleep pattern changes with difficulty falling asleep or oversleeping

Slowing down of energy levels

If you notice any of these signs in yourself or your friends, **have a chat with your school counsellor or teacher**

Or contact SOS 24-hour hotline at **1800-221-4444**



# Supporting Your Friend

We may each experience different emotions upon receiving the results. You can share your friends' joy by congratulating them or give words of encouragement to friends who may be disappointed with their results.




Keep a lookout for your friends in distress. You can support them in the following ways:

- 
- A photograph of a smartphone screen held by a hand. The screen displays a list titled "How can I support my friend?". The list contains five items, each with a colored square icon, a title, a description, and a time stamp. The items are: 1. "Calm them down" (pink icon, 7m), 2. "Hear them out" (orange icon, 51m), 3. "Empathise with them" (green icon, 1h), 4. "Encourage seeking help" (blue icon, 1h), and 5. "Refer to a trusted adult" (purple icon, 2h). Each item has a back arrow, a refresh icon, and a star icon below it.
- C** **Calm them down** 7m  
Are you ok? Calm down, take some deep breaths.
  - H** **Hear them out** 51m  
What happened?
  - E** **Empathise with them** 1h  
I would feel sad too if I were you.
  - E** **Encourage seeking help** 1h  
Is there someone you can talk to about this issue?
  - R** **Refer to a trusted adult** 2h  
Teacher, I am worried about my friend.

# Reaching out for help is a sign of strength, not weakness.

*Is there someone we can speak with?*

If you have any concerns or are not coping, do reach out to someone you trust and speak with them. It could be a parent/guardian, teacher, School Counsellor or a friend that you can talk to.



# Help is readily available for you.

There are other hotlines and chats available if you are more comfortable seeking help using these platforms.



## SOS

**SOS** provides round the clock emotional support for those in distress, thinking of suicide or affected by suicide. This service is manned by trained volunteers.

Call: **1-767 or 1800-221-444**  
(24-hour helpline)

There are also alternative avenues for emotional support through email and text messaging.

Email: **pat@sos.org.sg**  
(Response within 48 hours)

SOS Care Text: **www.sos.org.sg**  
(6pm – 6am on Mon to Thu and 6pm to 11:59pm on Fri)

## Community Health Assessment Team (CHAT)

If you experience prolonged difficulties, CHAT provides personalised and confidential mental health checks and face-to-face consultation for youth aged 16 to 30. To speak with a youth support worker, you can:

Visit: **CHAT Hub at \*SCAPE, #05-05** or  
Call: **6493 6500/ 6501** or  
Email: **CHAT@mentalhealth.sg**



# Help is readily available for you.

There are other hotlines and chats available if you are more comfortable seeking help using these platforms.

## eC2

**eC2** is an e-Counselling Centre where you can talk to a trained counsellor about the issues you are facing, right where you are.

Youths may chat with a counsellor online at:  
[www.ec2.sg](http://www.ec2.sg)

Monday – Friday  
(Excluding Public Holidays): 10am – 12pm & 2pm – 5pm

## TOUCHline

**TOUCHline** is a helpline to provide youths with emotional support and practical advice.

Call: **1800 3772252**

Monday – Friday  
(Excluding Public Holidays): 9am – 6pm

## mindline.sg

**mindline.sg** is an online platform that provides tools, tips and resources to help you manage your health and well-being. Explore and find out how you can improve your mental well-being and support your friends too.

Find out more:  
[www.mindline.sg](http://www.mindline.sg)



# Help is readily available for you.

## Reach out to an ECG Counsellor!


Make an appointment to speak with your ECG Counsellor in school.

Make an online or phone counselling appointment with the ECG Centre @ MOE (Grange Road) through

<https://go.gov.sg/moe-ecg-centre>




*Is there  
someone we  
can speak with?*



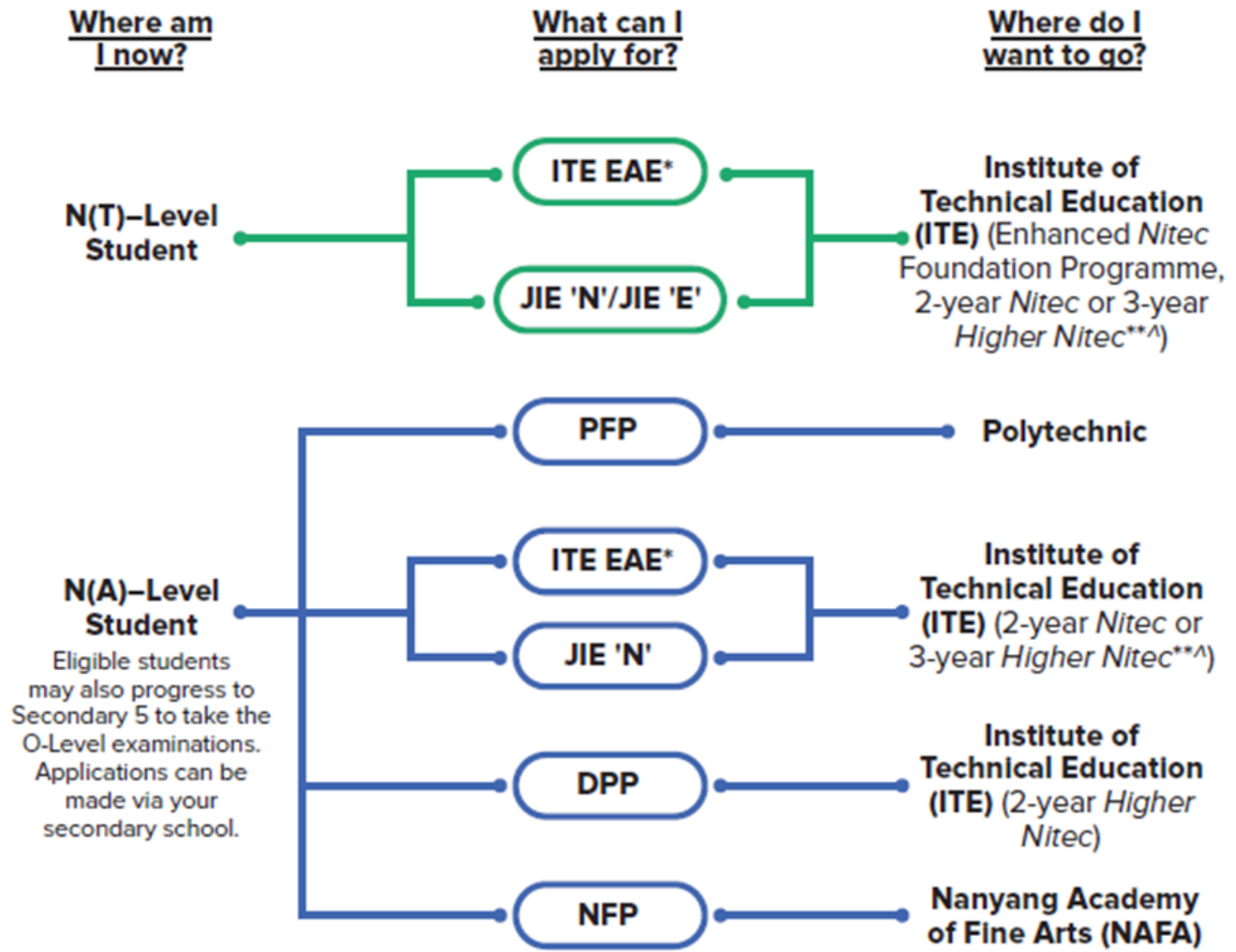
# Admission Exercises

Things to note





# Admissions Exercises for N-Level Students




<https://www.moe.gov.sg/post-secondary/admissions>



# Admissions Exercises Application Timeline



## When can I apply?



\*Students can apply through these admission exercises before their examinations.

\*\*Certain *Nitec* and *Higher Nitec* courses are available in traineeship mode. For more information on applying to these courses, you can visit <https://www.ite.edu.sg/admissions/traineeship>

^ There are eleven 3-year Higher Nitec courses available for AY2022

# Details of Admission Exercises (1)



## ITE EAE – ITE Early Admissions Exercise

ITE EAE is an aptitude-based admissions exercise that allows students to apply and receive conditional offers for admission to ITE based on their aptitude and interest, prior to receiving their final GCE N-Level examination results. It allows students to demonstrate their aptitudes and interests apart from academic grades, thus allowing a wider range of talents to be recognised.



[go.gov.sg/iteeae](https://go.gov.sg/iteeae)



## JIE 'N'/JIE 'E' – Joint Intake Exercise

The JIE 'N' is for 2-year *Nitec* or 3-year *Higher Nitec* courses offered by ITE.

The JIE 'E' is for GCE N(T) students to apply for the 3-year *Nitec* course with Enhanced *Nitec* Foundation Programme.



[go.gov.sg/applyjie](https://go.gov.sg/applyjie)

# Details of Admission Exercises (2)

## DPP – Direct-Entry-Scheme to Polytechnic Programme

DPP allows Secondary 4N(A) students to be admitted directly into a two-year *Higher Nitec* programme at ITE without having to sit for the O-Level examinations or undergo a *Nitec* programme.

DPP students who successfully complete their *Higher Nitec* courses at ITE and attain the required qualifying Grade Point Average (GPA) scores are guaranteed a place in a polytechnic diploma course mapped to their *Higher Nitec* course.



[go.gov.sg/applydpp](https://go.gov.sg/applydpp)

## NFP – NAFA Foundation Programme

The NFP is a full-time one-year practice-based programme targeted at N(A) students, to prepare them for the successful enrolment and completion of a diploma programme at NAFA. Students enrolled into the NFP are offered provisional places in their pre-selected diploma courses, and can progress to the first year of the course upon the successful completion of the NFP.



[go.gov.sg/applynafafp](https://go.gov.sg/applynafafp)

## PFP – Polytechnic Foundation Programme

PFP is a one-year programme that offers a practice-oriented curriculum taught by polytechnic lecturers to better prepare polytechnic-bound N(A) students for entry into selected polytechnic diploma courses. PFP students are given provisional places in diploma programmes, subject to them passing all modules in the 1-year PFP.



[go.gov.sg/pfp](https://go.gov.sg/pfp)

# About the Joint Intake Exercise (JIE) (page 3)

- The Joint Intake Exercise (JIE) is applicable for **4NA and 4NT students**
- The JIE includes applications for:
  - 1. JIE-N: 3-year Higher Nitec and 2-year Nitec courses**
    - For students who have completed the N-Level examinations
    - Students can choose to take it under Full-Time Education or Traineeship
  - 2. JIE-E: 3-year Nitec course with Enhanced Foundation Programme**
    - For **4NT students** who have completed their N-Level examinations with 0 or 1 passes
    - Students undergo 2 years Enhanced Nitec Foundation before Year 3
  - 3. JIE-H: Direct Entry Scheme to Polytechnic Programme (DPP)**
    - **Eligible 4NA students may apply for courses under JIE-H and JIE-N. However if you are offered a course under JIE-H, you will not be offered a course under JIE-N**
    - DPP students take a 10 weeks preparatory course followed by 2-year Higher Nitec course.



# Key Dates for Jan 2023 Intake Exercise (Full-time Nitec Courses)

Key Activity	Period for 2-Year and 3-Year Nitec Courses, and 3-Year Higher Nitec courses	Remarks
<b>1st Phase (Main Phase)</b>		
Application	19 Dec 2022 (2.30pm) to 22 Dec 2022 (5pm)	Apply through the Internet at <a href="https://www.ite.edu.sg">https://www.ite.edu.sg</a> with NRIC / FIN and Date of Birth. You may also apply using SingPass.
Release of Results	30 Dec 2022 at 9am	Check results at <a href="https://istudent.ite.edu.sg">https://istudent.ite.edu.sg</a> with web ID and password
Acceptance of Course Offer Period	30 Dec 2022 to 4 Jan 2023	Accept course offer at <a href="https://istudent.ite.edu.sg">https://istudent.ite.edu.sg</a> with web ID and password
<b>2nd Phase (Late Application/Appeal Phase)</b>		
Application	30 Dec 2022 to 4 Jan 2023	Apply through the Internet at <a href="https://istudent.ite.edu.sg">https://istudent.ite.edu.sg</a> with NRIC / FIN and Date of Birth. You may also apply using SingPass.
Release of Results	11 Jan 2023 at 9am	Check results at <a href="https://istudent.ite.edu.sg">https://istudent.ite.edu.sg</a> with web ID and password
Acceptance of Course Offer Period	11 Jan 2023 to 13 Jan 2023	Accept course offer at <a href="https://istudent.ite.edu.sg">https://istudent.ite.edu.sg</a> with web ID and password
<b>3rd Phase (Final Top-up Phase)</b>		
Application	1 <sup>st</sup> Top-up Phase Application - 11 Jan to 19 Jan 2023 2 <sup>nd</sup> Top-up Phase Application - 27 Jan to 8 Feb 2023	Apply through the Internet at <a href="https://istudent.ite.edu.sg">https://istudent.ite.edu.sg</a> with NRIC / FIN and Date of Birth. You may also apply using SingPass.
Release of Results	1 <sup>st</sup> Top-up Phase - 16 Jan to 27 Jan 2023 2 <sup>nd</sup> Top-up Phase - 27 Jan to 14 Feb 2023	Check results at <a href="https://istudent.ite.edu.sg">https://istudent.ite.edu.sg</a> with web ID and password
Acceptance of Course Offer Period	1 <sup>st</sup> Top-up Phase - 16 Jan to 27 Jan 2023 2 <sup>nd</sup> Top-up Phase - 27 Jan to 14 Feb 2023	Accept course offer at <a href="https://istudent.ite.edu.sg">https://istudent.ite.edu.sg</a> with web ID and password

Jan 2023 Intake Term Commencement Date: **9 Jan 2023**

JUST-IN-TIME INFORMATION ON JIE APPLICATION (JAN 2022 INTAKE)

# Information For Students on Key Dates for Jan 2023 intake (page 6)

1. All N(A)\* /N(T) school leavers are encouraged to put in an application during the **1<sup>st</sup> Phase (Main Phase)** between **19 Dec 2022 (2.30pm) to 22 Dec 2022 (5pm)**. Application results for the 1<sup>st</sup> Phase will be released on **30 Dec 2022 at 9am**.
2. If you wish to appeal, please accept the course offered **before** applying in the **2<sup>nd</sup> Phase (Late Application/Appeal Phase)** between **30 Dec 2022 to 4 Jan 2023**. The application results for the 2<sup>nd</sup> Phase will be known on **11 Jan 2023 at 9am**.
3. Unsuccessful applicants can appeal under the **3<sup>rd</sup> Phase (Final Top-up Phase)** between **11 Jan to 19 Jan 2023 and 27 Jan to 8 Feb 2023** for courses with vacancies. The application results for the 3<sup>rd</sup> Phase will be known between **16 Jan to 27 Jan 2023** and **27 Jan to 14 Feb 2022**.

\*N(A) students progressing to ITE

For further enquiries, N-Level school leavers can contact  
ITE Hotline: 1800-2222-111

# Key Pointers for Students on ITE's Joint Intake Exercise (JIE) for Admission to Nitec Courses

ALL N(T) students and N(A) students (who are not progressing to 5N(A) or repeating 4N(A)) are eligible for JIE.

Keen competition for Nitec and Higher Nitec courses, so use all 12 choices wisely!

Participation in Main Phase is key to secure a place in ITE!

If you are keen in the work & learn option, you may consider applying for the ITE Traineeship programme. Do apply in the Main Phase to avoid missing a place in ITE!

If you are unsuccessful in EAE, make sure you apply in Main Phase to avoid missing a place!

If you have received an additional letter, then you are eligible for the 3-year Nitec Programme (eNFP).

If you are eligible for eNFP, make sure you apply for the 2-year Nitec and 3-year Higher Nitec first before applying for eNFP!

The eNFP helps to build the necessary literacy and numeracy foundations that will enable you to successfully complete your Nitec course!

If you are counter-offered a course, accept it first before appealing for another course you may be more interested in!


## STEP-BY-STEP INFORMATION FOR JIE APPLICATION


# Online Application for


2-Year Nitec and 3-Year Higher  
Nitec Courses (pg 41 – 47)

3-Year Nitec Course with eNFP  
(pg 48 – 52)  
(for N(T) courses with 0, 1 pass)

1. Go to <https://www.ite.edu.sg>.

2. Click  icon.

3. Under JIE 'N', click  icon to link to the application website

Under JIE 'E', click  icon to link to the application website

4. At the application website:

- Enter NRIC / FIN and Date of Birth to start application. You may also apply using SingPass.
- Upon completion of application, applicants will receive their **web ID** and password.

**Do print a copy of the verification slip for your own reference as you will need the web ID and password to view your application results later.**

## STEP-BY-STEP INFORMATION FOR JIE APPLICATION

# Checking of Posting Results/Accept Course Offer (Pg 57 to 60)

2-Year Nitec and 3-Year  
Higher Nitec Courses

3-Year Nitec Course with eNFP  
(for N(T) courses with 0, 1 pass)

1. Go to <https://istudent.ite.edu.sg>.
2. Enter **web ID** and password.
3. Click '**Self-Service**' followed by '**Student Admission**' followed by '**View Application Results**' to view the application results and to accept course offer.

The above steps applies to all phases (refer to Slide 9 for dates).  
For more details, please refer to ITE Admission Booklet.

## RESOURCES FOR STUDENTS

# Additional Information For Students

Should you require further advice or assistance in your applications or future plans, please contact your teachers and ECG Counsellor.

For further inquiries, you may refer to the following hotlines and links for more information and advice on further education:

Institute of Technical Education (ITE)	
ITE Hotline (for ITE admissions and courses)	1800 2222 111 <a href="mailto:training@ite.edu.sg">training@ite.edu.sg</a>
Education and Career Guidance (ECG)	
ECG Centre @ MOE	<u>6831 1420</u> <a href="mailto:MOE_ECG@moe.gov.sg">MOE ECG@moe.gov.sg</a> e-Appointment: <a href="https://go.gov.sg/moe-ecg-centre">https://go.gov.sg/moe-ecg-centre</a>

# Additional Information For Students

The information listed in the table below will help you to make an informed decision on which choice of courses you could consider applying at ITE.

S/N	Information	Attachment/Link
1	ITE Factsheet 2022	 2022 Factsheet
2	ITE Course Booklet 2023	<a href="https://www.ite.edu.sg/docs/default-source/full-time-courses-doc/ite-course-booklet-2023">https://www.ite.edu.sg/docs/default-source/full-time-courses-doc/ite-course-booklet-2023</a>
3	ITE Traineeship Course Booklet 2023	<a href="https://www.ite.edu.sg/docs/default-source/traineeship/ite-traineeship-e-booklet_2023.pdf">https://www.ite.edu.sg/docs/default-source/traineeship/ite-traineeship-e-booklet_2023.pdf</a>
4	Information on Progression Opportunities (From <i>Nitec</i> Courses to <i>Higher Nitec</i> and Technical Diploma Courses)	<a href="https://www.ite.edu.sg/admissions/full-time-courses/nitec/progression-opportunities">https://www.ite.edu.sg/admissions/full-time-courses/nitec/progression-opportunities</a>
5	Information on Graduate Employment Survey	<a href="https://www.ite.edu.sg/admissions/graduate-employment-survey">https://www.ite.edu.sg/admissions/graduate-employment-survey</a>

## Successful acceptance of Offer (page 65)

### For Singapore Citizens/Singapore Permanent Residents

- An Enrolment Letter, which contains registration details, will be sent to the email address that you have provided during application.
- Report to your posted College in white top and black bottom on **Mon 9 Jan 2023 at the time as indicated in your enrolment letter** to register for your course and commence training. Please **bring with you your NRIC** on that day.
- If you do not pay your fees by **Mon 9 Jan 2023**, you will be deemed to have withdrawn your training place and the place will be offered to other eligible applicants appealing for a place in the course.



# Successful acceptance of Offer (page 65)

## For International Students

- Apply for a Student Pass via SOLAR+ by **Mon 9 Jan 2023**. A separate letter will be sent via email to inform you of the details.
- After obtaining your Student Pass, call or email to your posted College to make an appointment to report to the College, pay your 1st term fees and register for the course.
- Submit the completed Application Form for InterBank GIRO for payment of 2nd term fees onwards and medical report (if applicable).
- You are allowed to commence your training only after you have done the above.
- **If you do not report to the College to commence training by Mon 13 Feb 2023, your training place will be withdrawn and offered to other eligible applicant appealing for a place in the course.**
- The courses for January 2022 term will start on **Mon 9 Jan 2023**.

## Appeal for Admission or Transfer **(page 66-68)**


### Students who had been offered a course

- Accept the course before appealing for a change
- Submit another application via the internet

### Students who had not been offered a course

- Submit an appeal for courses you are eligible to apply for
- Alternatively, consider applying for Traineeship course – structured mode of training that enables you to learn valuable skills in an actual work environment and earn a salary at the same time. Depending on your chosen course, the duration varies from 1 to 2 years. **(page 124-135)**

# Options for 4NA students to take note





Apply for PFP only

Apply for DPP only

Apply for both DPP and PFP

# Apply for PFP only

- Report to BPGHS on **3 Jan for Sec 5**

(Note: Being eligible for PFP does not guarantee placement into a PFP course)

- Given Form P if eligible. Apply for PFP upon release of O level results.
- If the application is successful and the course offer is accepted, you can withdraw from Sec 5 – last day of school **27 Jan 2023**

# Apply for DPP only

- Given Form N if eligible
- Apply for DPP on release of NA results, from 19 Dec to 22 Dec, 5pm.
- If application is successful and course offer is accepted, there is no need to report to BPGHS on 3 Jan 2023.
- If you **do not have a confirmed place in DPP**, but you are eligible for progression to Sec 5, you should report to BPGHS on 3 Jan to continue with Sec 5.

## Apply for DPP and PFP (not interested in Sec 5)

- Given Form N if eligible
- Apply for DPP on release of NA results from 19 to 22 Dec, 5pm.
- If the application is successful and the course offer is accepted, you can start 10 week DPP prep programme in ITE on Jan 2023.
- **No need to report to BPGHS on 3 Jan.**
- Upon release of O level results, apply for PFP if you are given Form P.
- If successful in PFP, you can withdraw from DPP and apply for refund of school fees (subjected to ITE's approval)

## Apply for DPP (2<sup>nd</sup> phase) and PFP (Progress to Sec 5 first)

- No need to do anything in December
- Report to BPGHS on 3 Jan for Sec 5
- Upon release of O level results, apply for DPP and PFP concurrently.
- If successful in DPP or PFP, you can withdraw from sec 5 (last day is 27 Jan 2023)

**Note: if you do not apply for DPP in first phase (Dec 2022), the number of vacancies open to you in second phase (Jan 2023) will be limited.**



## FAQs from 4NA students

1. How do I apply for DPP when my GCE O-Level grades are not out? Do I have to wait until January 2022 to apply?

You will combine your **GCE N-Level examination** results and **school-based O-Level preliminary examination** results to apply for the DPP. Do not wait until January 2022 to apply if you are keen on DPP.

Upon the release of the GCE O-Level examination results, ITE will verify if DPP applicants who had previously used school-based preliminary examination results for admission have fulfilled the necessary criteria to continue in the DPP.

## FAQs from 4NA students

2. How are my school-based O-Level preliminary examination grades converted?

School O-Level Prelim Grade	Converted N(A) Grade
A1-B3	1
B4-C6	2
D7-E8	3

The GCE O-Level grade of 9 and GCE N(A) grade of U will not be considered for computation of the ELMAB3 aggregate score.

# FAQs from students

## 3. How do I appeal for review of results?

- Your appeal application must reach SEAB within five (5) working days from the date of the release of results. SEAB will not accept your appeal application if it is received after the deadline.
- You can expect to receive the outcome through your school, within six **(6) weeks** after the appeal deadline.
- You shall make full payment of the appeal application fees upon submission of your appeal application to your school. The following appeal fees will be charged for each subject.
- Reasons related to Special Consideration (e.g. unwell, bereavement) cannot be considered for the appeal for review of results.

Exam Level Appeal Fees (inclusive of 7% GST)	S\$ 112.35
--	------------



Thank  
You



Ministry of Education  
SINGAPORE