

# The Personal Learning Device (PLD) Initiative

Briefing for Parents

A PRESENTATION BY  
MINISTRY OF EDUCATION, SINGAPORE

OFFICIAL(OPEN)\NON-SENSITIVE



# The National Digital Literacy Programme (NDLP) and the PLD Initiative



# The National Digital Literacy Programme (NDLP)

1. The NDLP was launched in March 2020 to help students **strengthen their digital literacy and acquire digital skills** needed to navigate an increasingly digitalised world.
2. Under the NDLP, every secondary school student will **own a school-prescribed Personal Learning Device (PLD)**. Students may use funds from their Edusave Account to pay for the PLD.



# Intended Outcomes of the PLD Initiative

The use of the PLD for teaching and learning aims to:



**Support the  
Development of  
Digital Literacy**



**Support Self-  
Directed and  
Collaborative  
Learning**



**Enhance Teaching  
and Learning**

# Learning with a PLD

## Bukit Panjang Government High School





# How will your child/ward use the PLD?


At Bukit Panjang Government High School, your child/ward will be using the PLDs for some of the following:



Collaborative learning



Teaching and Learning



Self-directed learning



Home based learning (HBL)

# Supporting Students in the Safe and Effective Use of the Devices



# Lockers outside the Classrooms







# BPGHS CLASSROOM ROUTINES

## WHEN USING YOUR PLD



- Always ensure your PLD and keyboard are fully charged before coming to school.
- Seek permission from teachers if your device needs to be charged for use after school.



- Remember your password and keep it safe.
- Do not share your password.
- Inform your teacher after 2 unsuccessful logins.



- Check that your Wi-Fi is turned on and login to the school network. (Restart your PLD if connectivity is still an issue.)
- Login to [www.blocksi.net](http://www.blocksi.net) as "Student" using your student ICON.
- Actively learn and be self-directed. Access online lessons and complete them promptly.



- Seek help from your peers.
- Ask teachers for assistance if needed.
- Approach ICT staff at the ICT Service Hub to troubleshoot technical issues.



- Do not leave your PLD unattended. Use the lockers provided outside your classroom.
- Protect your PLD from situations that may lead to possible damage.
- Use a 1-bag system to carry your PLD, accessories and all necessary lesson materials.




**Bukit Panjang Govt High School**

# **BPGHS CLASSROOM ROUTINES**

**WHEN USING YOUR PLD**





- Always ensure your PLD and keyboard are fully charged before coming to school.
- Seek permission from teachers if your device needs to be charged for use after school.



- Remember your password and keep it safe.
- Do not share your password.
- Inform your teacher after 2 unsuccessful logins.



- Check that your Wi-Fi is turned on and login to the school network. (Restart your PLD if connectivity is still an issue.)
- Login to [www.blocksi.net](http://www.blocksi.net) as “Student” using your student ICON.
- Actively learn and be self-directed. Access online lessons and complete them promptly.



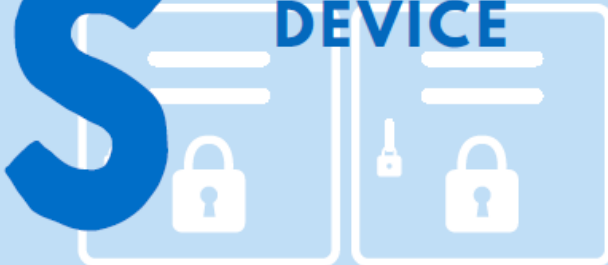
## HIGHLIGHT ICT ISSUES



# H

- Seek help from your peers.
- Ask teachers for assistance if needed.
- Approach ICT staff at the ICT Service Hub to troubleshoot technical issues.

## S SAFEGUARD DEVICE



- Do not leave your PLD unattended. Use the lockers provided outside your classroom.
- Protect your PLD from situations that may lead to possible damage.
- Use a 1-bag system to carry your PLD, accessories and all necessary lesson materials.



# BPGHS Student Guide

## ^ Home

### ✓ School Information

### ✓ Academic Matters

### ✓ Student Development & Co-Curricular Life

### ^ Student Management & Well-being

## School Rules and Regulations

### o alcoholic drinks

Note: Parents may be required to meet the HOD/Student Management for a discussion and collect the items confiscated. This does not apply to illegal items.

## Use of Technology

- Students are expected to treat others with respect and to behave responsibly and with integrity when using technology.
- They shall not engage in any activities relating to the use of ICT resources that are in violation of the laws of Singapore, in particular (but not limited to), the Computer Misuse and Cybersecurity Act (Cap 50A, available at <https://sso.agc.gov.sg/>) which may be amended from time to time.
- Some examples of illegal uses of technology are:
  - o Downloading, distributing, sharing or storing of seditious, obscene or pornographic materials
  - o Infringing any copyright and intellectual property right
  - o Cyber-bullying
  - o Posting online remarks that are racially and religiously insensitive
  - o Posting vulgar and/or offensive statements/pictures/videos
  - o Disrupting public order
  - o Making unauthorised attempts to gain access to any account not belonging to oneself
  - o Hacking into computer systems
  - o Spreading computer viruses
- Any inappropriate use of technology that invades the privacy of staff/students, and/or disrupts or interferes with their safety and well-being are strictly prohibited, regardless of whether they are committed in school or outside school.
- Disciplinary action will be taken against any student found misusing technology. The PEDs can be confiscated for the purpose of investigation.






# Cyber Wellness Concerns Identified by Local Studies/Surveys



**Harmful Online  
Content**



**Gaming and  
associated risks**



**Cyberbullying**



**Excessive social  
media use**

# Cyber Wellness Education in CCE

Throughout their Secondary School education, students will learn about:

- Balanced use and self control
- Cyber bullying and Upstanding
- How to be a positive influence online
- How to handle online falsehoods
- How to manage social media (peer influence, emotions, echo chambers)
- Online relationship and Online safety (grooming, self disclosure)
- To respect intellectual property rights



# Parents'/Guardians' Role

- Parents/guardians play a crucial role in guiding your child/ward to use devices responsibly and safely. We would like to partner parents/guardians so that students are well supported in their use of technology for learning.
- As parents/guardians, you can help in the following ways:
  - Model good digital habits for your child/ward e.g., parents/guardians not using devices during family meals.
  - Know your child/ward well and have conversations with your child/ward about safe and responsible use of technology.
  - Discuss and come up with ground rules for internet/device usage that both your child/ward and you can agree with.
  - Encourage your child/ward to use productivity tools on his/her PLD, to organise information and simplify tasks for efficiency.



# Role of the Device Management Application (DMA) in Providing a Safer Digital Environment for Learning



# MOE DMA Installation

- The MOE DMA solution for Windows, Blocks i, is an app that will be installed on all students' PLDs to support their safe and responsible use of devices.
- The DMA will be funded by MOE.
- The installation of the MOE DMA applies to both devices purchased through the school and any student-owned devices that parents/guardians opt for the student to use instead of the school-prescribed PLD.
- Those who wish to use their own laptop will have to get them checked for compatibility. Please inform your child to bring it to the ICT Hub this **Wed, 14 Jan** at **7.15am**.
- The MOE DMA will be installed after the collection of the device. Students will be guided on the installation.
- The MOE DMA will be uninstalled from the device when students graduate or leave the school.





## In-School DMA Settings (Default)

Schools will determine DMA settings for **in-school use**. **As a default, these settings will continue to be in place after school as well:**

- MOE and the school will set the level of web content filtering, including filtering out objectionable content or content that may not be conducive to teaching and learning (e.g. social media, pornography, gambling, or websites containing extremist content)
- Students will be able to use the device from **7am to 11pm** daily
- The school will determine the apps and programs to be installed to support teaching and learning



# Providing Parents/Guardians with Greater Choice of After-School DMA Parent Options

1. After-School DMA Parent Options provide parents with the flexibility in managing their child's/ward's use of the PLD after school hours.
2. The following tables outline the different levels of restrictions, controls, and monitoring for each DMA option after school hours.

Default	Option A	Option B
<b>Default Setting</b> <b>(Note: This will apply if no alternative options are chosen)</b>	<b>DMA settings can be modified by Parents/Guardians after school hours</b>	<b>DMA will be inactive after school hours<sup>1</sup></b>
For parents/guardians who want their child's/ward's use of the device to be restricted only to teaching and learning, and prefer to leave it to the school to decide on DMA settings after school hours.	For parents/guardians who prefer to take charge of the level of restrictions for their child's/ward's use of the PLD after school hours regulated by the DMA.	For parents/guardians who do not want their child's/ward's use of the PLD after school hours to be regulated by the DMA at all.

- <sup>1</sup> No data will be collected after school hours when the DMA is inactive
- Having default school settings continue after school hours is the best option for parents/guardians who prefer not to, or do not feel ready to manage their child's/ward's device use on their own.
- Parents/guardians can request to change their choice of DMA settings at any time.



# Device and Funding Information



## Acer TravelMate B3 Spin 12



**Model Name: Acer TravelMate B3  
Spin 12**

**Dimension: 0.85" x 11.7" x 8.5"**

**Total cost after 9% GST: \$757.50**

## Specifications

1. Processor: Intel N250 (T2-WD Category)
  2. Memory: 8GB RAM
  3. Storage: 256GB SSD
  4. 12.2" WUXGA Touch Display
  5. 2x USB-A, 2x USB-C, 1x HDMI, Dual Cameras
  6. Bundled with Acer USI Active Stylus Pen (Docked into device)
  7. 4-Years Warranty & Insurance \***Covers Battery, Power Adapter, Active Stylus**
- FOC: Wired Mouse, Notebook Bag, AC Power adapter USB-C 65W





# BPGHS Personal Learning Device (PLD)


The school chose the device because:

- It operates on Windows 11
- Teaching & Learning Affordances
  - Touch screen
  - Inking function
- Good functionality at an affordable price
  - Durable casing (prevents breakage)
  - Moisture resistant keyboard and touchpad



## Certified Durability

This rugged laptop features MIL-STD-810H certification, a spill-resistant keyboard, reinforced IO ports, and a shock-absorbent bumper that protects from drops of up to 122cm.



## Dependably Designed

Our devices are built to handle more than just drops. With moisture resistant touchpads and keyboards as well as mechanically anchored keys, our rugged devices offer schools a dependable choice that they can rely on.



## Device Bundle includes

- Active Stylus Pen
- 45W Power Adaptor
- Mouse (Wired)
- Carrying bag
- 65W (20,000mAh) Power bank

Your child's/ward's PLD will come with the **Enhanced Device Bundle** which includes:

- 4-year warranty and,
- 4-year insurance (2 repairs or 1 replacement claim)



Please note that the price of the PLD Bundle may appear to be higher than similar models on the retail market as the price of those devices usually does not include extended warranty and insurance coverage.

# Insurance Coverage

The package includes a **4-year warranty, and 4-year insurance** which includes:

To find out more on Acer's warranty visit: <https://www.acer.com/sg-en/support/warranty>

Insurance Coverage	Claimable
<ul style="list-style-type: none"><li>• Fire</li><li>• Lightning</li><li>• Power Surges</li><li>• Accidental e.g water spillage, drop etc</li><li>• Theft due to forcible entry</li><li>• Robbery</li></ul> <p>* Accidental loss will not be covered by insurance.</p>	<p><b>2 repairs or 1 replacement (4-year insurance)</b></p>



# Technical Support for Students' Devices

- Walk-in during school hours and after school at the ICT Service Hub for technical help.
  - Troubleshooting of device issues
  - Solve connectivity issues
  - Collection of devices to be sent for repairs
- Acer's contact information
  - Repair of devices (hardware issues)
  - Acer Helpdesk Toll free line : 1800 895 6299
  - Fax : 6895 6416
  - E-mail : [acercare.sg@acer.com](mailto:acercare.sg@acer.com)
  - Internet : [www.acer.com](http://www.acer.com)



# Funding Support for Singapore Citizen (SC) Students

- **The cost of the device bundle can be paid using your child's/ward's Edusave account**, after setting aside provision for payment of miscellaneous fees.
- To ensure the affordability of devices, MOE has provided Edusave top-ups from 2020 to 2023 to all eligible Singaporean students in primary and secondary schools. In 2025, MOE has provided a \$500 Edusave top-up for students aged 13-16 years old.
- These top ups are on top of the annual \$290 credited into the Edusave account for Secondary School students and \$230 for Primary School students.





# Funding Support for Singapore Citizen (SC) Students

- For SC students who are on MOE Financial Assistance Scheme or whose family's monthly income meets the following criteria:

Gross Household Income (GHI)  $\leq$  \$4,000, or

Per Capita Income (PCI)  $\leq$  \$1,000

MOE will subsidise 50% of device bundle cost or \$350, whichever is lower.

- The remaining amount will be payable from the students' Edusave account. **If there is insufficient balance in the students' Edusave account for the remaining amount, MOE will provide additional subsidy so that the cash out-of-pocket (OOP) is \$0.**

# Funding Scenario: Student A (SC on MOE FAS)

## Acer TravelMate B3 Spin 12



Student A (SC on MOE FAS) GHI ≤ \$4000 or PCI ≤ \$1000	
Device Bundle Cost	<b>\$757.50</b>
Student Subsidy	<b>\$350</b>
Available Edusave Balance <i>(After setting aside for misc fees)</i>	\$200.00 before deduction \$200.00 will be deducted
Additional Subsidy	<b>\$207.50</b>
Cash Out-of-pocket	\$0.00

For more details on financial assistance, please approach the school.  
Each student would receive a personalised bill subsequently.

OFFICIAL(OPEN)\NON-SENSITIVE

# Funding Support for Singapore Citizen (SC) Students

- For SC students whose family's monthly income is:

$\$4,000 < \text{Gross Household Income (GHI)} \leq \$5,500$ , or

$\$1,000 < \text{Per Capita Income (PCI)} \leq \$1,375$

MOE will subsidise 30% of device bundle cost or \$200, whichever is lower.

- The remaining amount will be payable from the students' Edusave account. **If there is insufficient balance in the students' Edusave account for the remaining amount, MOE will provide additional subsidy so that the cash out-of-pocket (OOP) is not more than \$50.**



# Funding Scenario: Student B (Non MOE-FAS SC from lower income family)

## Acer TravelMate B3 Spin 12



### Student B (Non MOE-FAS SC from lower income family)

$\$4,000 < \text{GHI} \leq \$5,500$  or  $\$1000 < \text{PCI} \leq \$1,375$

Device Bundle Cost	<b>\$757.50</b>
Student Subsidy	<b>\$200.00</b>
Available Edusave Balance <i>(After setting aside for misc fees)</i>	\$200.00 before deduction \$200.00 will be deducted
Additional Subsidy	<b>\$307.50</b>
Cash Out-of-pocket	<b>\$50.00</b>

For more details on financial assistance, please approach the school.  
Each student would receive a personalised bill subsequently.

OFFICIAL(OPEN)\NON-SENSITIVE

# Funding Support for Singapore Citizen (SC) Students

- Subsidies will not be provided for SC students whose family's monthly:
  - Gross Household Income (GHI) is above \$5,500 or
  - Per Capita Income (PCI)<sup>#</sup> is above \$1,375.
- Parents/Guardians can **use their child's/ward's Edusave or cash** to defray the device bundle cost.

<sup>#</sup>PCI is Gross Household Income divided by the number of household members.



# Funding Scenario: Student C (Not Eligible for Subsidy)

## Acer TravelMate B3 Spin 12



Student C (Not Eligible for Subsidy) GHI > \$5,500 or PCI > \$1,375	
Device Bundle Cost	<b>\$757.50</b>
Available Edusave Balance <i>(After setting aside for misc fees)</i>	\$200.00 before deduction \$200.00 will be deducted
Cash Out-of-pocket	<b>\$557.50</b>

For more details on financial assistance, please approach the school.  
Each student would receive a personalised bill subsequently.



# Funding Support for Non-Singapore Citizen Students

- Permanent residents (PR) and international students (IS) who need support can apply for subsidies, if they meet the following criteria:
  - Gross Household Income (GHI) is below \$5,500 or
  - Per Capita Income (PCI)<sup>#</sup> is below \$1,375.
- For more details, please approach the school.

<sup>#</sup>PCI is Gross Household Income divided by the number of household members.



# What's Next?





# Parental Consent for Procurement

1. Parents can access the **Parental Consent for the Purchase of Personal Learning Device (PLD)** via a Parents Gateway (PG) notification that will be sent to you after today.
2. Parents/Guardians who want to use Edusave funds for the PLD (for Singapore Citizens students only), please access: <https://go.gov.sg/edusaveformsgso> by **16 Jan 2026** to set up a **PDLP Standing Order** as this was not applicable during primary school.
3. A link to the PDLP Edusave Standing Order will be included in the same PG notification as the Parental Consent for the Purchase of Personal Learning Device (PLD) for your convenience.



# Parental Consent for Procurement

Parents/Guardians **without** Singpass or no access to Parents Gateway can inform your child/ward to collect the hardcopy letter from the ICT Hub on **Monday, 12 Jan 26**.



## For Singapore Citizens (SC) Students

Time Frame	Activity
By Friday, 16 January 2026	<p>Submit consent to PLD purchase via the PG notification which includes the following:</p> <ul style="list-style-type: none"><li>• Intent to Purchase Personal Learning Device (PLD);</li><li>• the Standing Order (SO) for the use of Edusave Account via <a href="https://go.gov.sg/edusaveformsgso">https://go.gov.sg/edusaveformsgso</a> (for Singapore Citizen students only)</li></ul> <p>Parents without access to PG can submit their consent via hardcopy.</p>
Early Term 2 (tentative)	Collection of devices by students



## For Permanent Residents / International Students

Time Frame	Activity
By Friday, 16 January 2026	<ol style="list-style-type: none"><li>1. Obtain hardcopy purchase form from ICT Hub.</li><li>2. Submit consent to PLD purchase to the ICT Hub which includes the following:<ul style="list-style-type: none"><li>• Intent to Purchase Personal Learning Device (PLD)</li></ul></li></ol>
By Friday, 30 January 2026	Parent/Guardian to make payment via Giro/PayNow
Early Term 2 (tentative)	Collection of devices by students



## Collection of Devices

Your child/ward will be collecting his/her device in school **by early Term 2.**

The school will make arrangements for your child/ward to stay back after school to complete the onboarding process.

\* Parents/Guardians (or adult proxy) will **not** be able to collect the PLD from the school on behalf of the child.







承先启后



继往开来

EMBRACING OUR PAST  
ILLUMINATING OUR FUTURE

# Thank you







Ministry of Education  
SINGAPORE